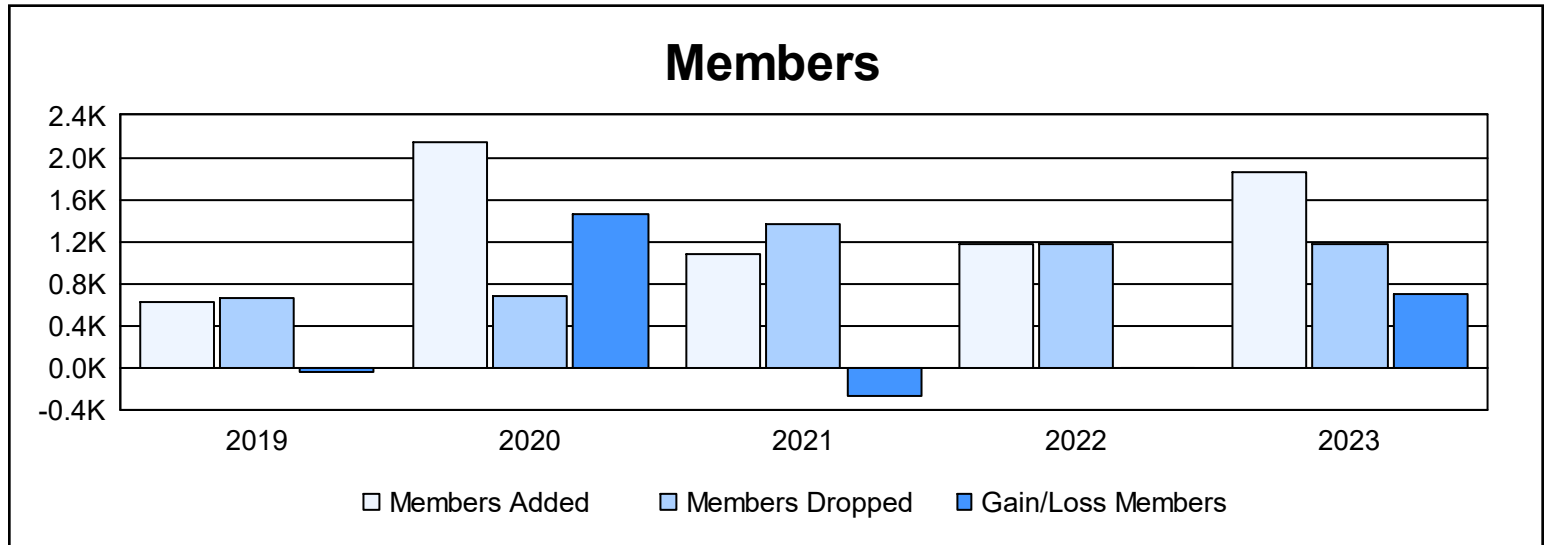
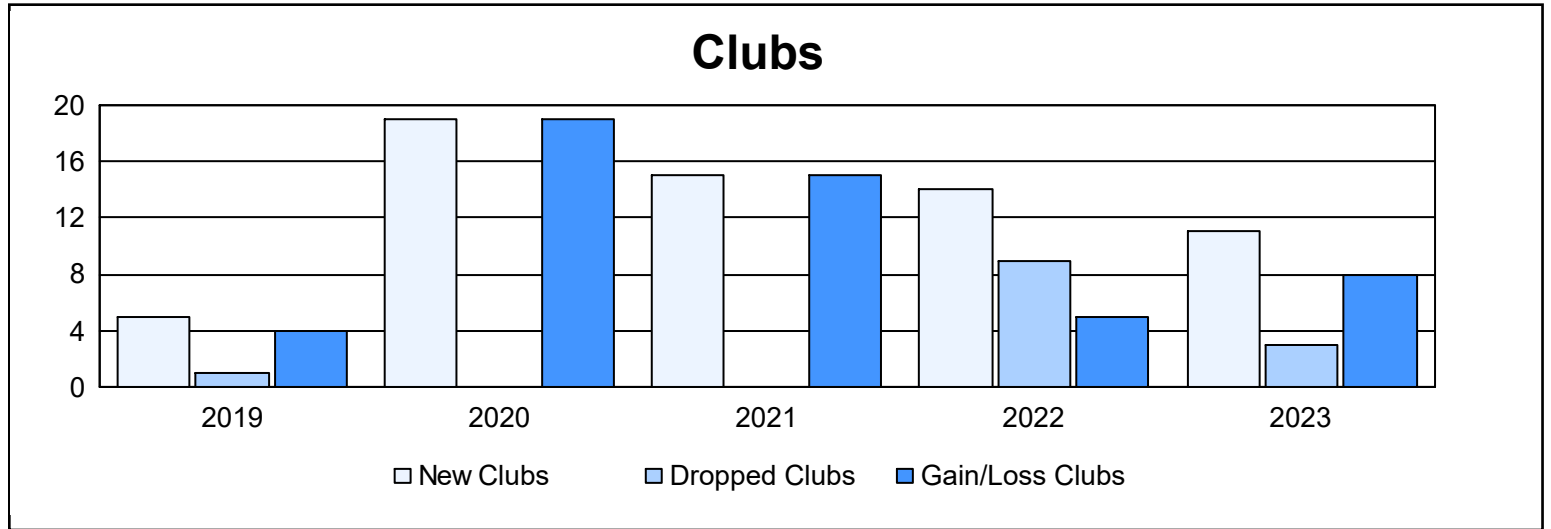
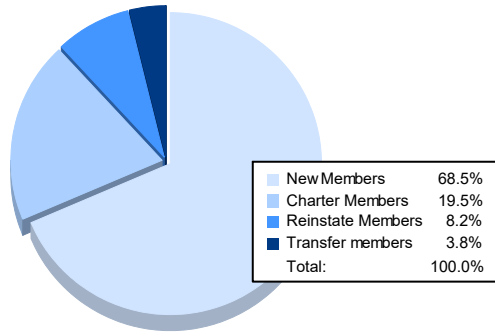


| Year | New Clubs | Dropped Clubs | Gain/ Loss Clubs | New Members | Charter Members | Reinstate Members | Transfer Members | Total Member Added | Total Members Dropped | Gain/ Loss Members |
|----------------|-----------|---------------|------------------|-------------|-----------------|-------------------|------------------|--------------------|-----------------------|--------------------|
| 2018-2019 | 5 | 1 | 4 | 354 | 180 | 93 | 3 | 630 | 664 | -34 |
| 2019-2020 | 19 | 0 | 19 | 1,535 | 516 | 79 | 14 | 2,144 | 676 | 1,468 |
| 2020-2021 | 15 | 0 | 15 | 565 | 464 | 49 | 5 | 1,083 | 1,356 | -273 |
| 2021-2022 | 14 | 9 | 5 | 638 | 412 | 113 | 10 | 1,173 | 1,178 | -5 |
| 2022-2023 | 11 | 3 | 8 | 1,277 | 364 | 152 | 70 | 1,863 | 1,165 | 698 |
| Average | 13 | 3 | 10 | 874 | 387 | 97 | 20 | 1,379 | 1,008 | 371 |



Membership Composition June 2023 Cumulative



Gender Composition June 2023 Cumulative

